

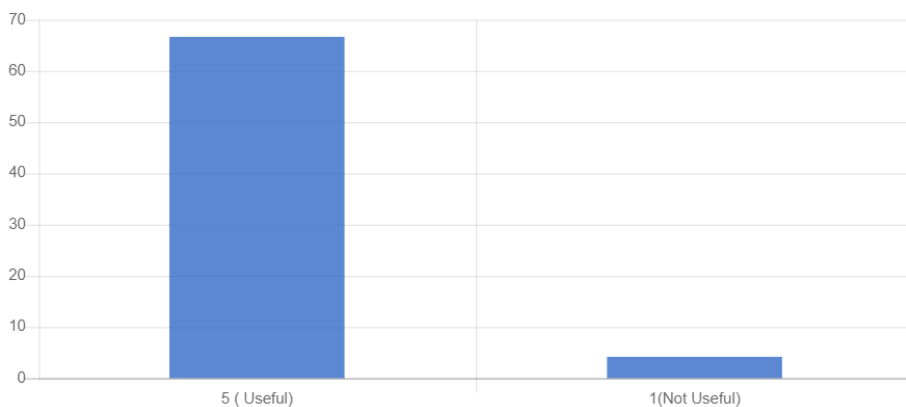
Training course on the use of Satellite based data and crop monitoring and forecasting tools for drought monitoring and agro-meteorological applications 06-10 May 2019, Nairobi, Kenya

Warning

This is an automated report based on raw data submitted to this project. Please conduct proper data cleaning prior to using the graphs and figures used on this page.

How useful did you think was the lecture component? ...

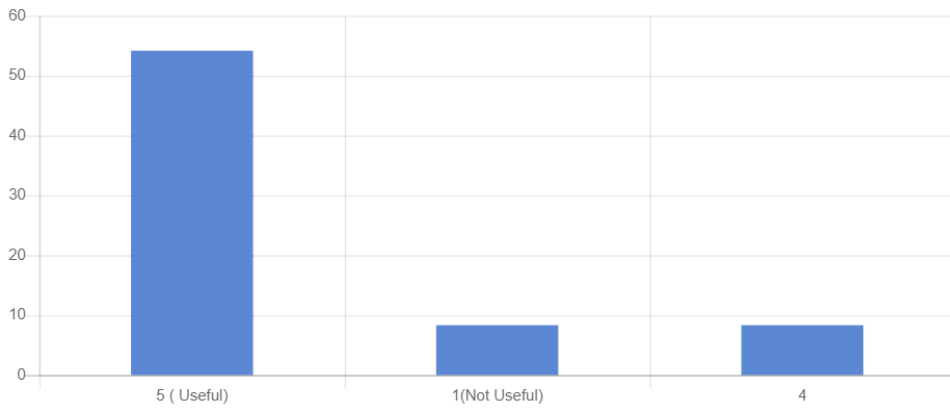
TYPE: "SELECT_ONE". 17 out of 24 respondents answered this question. (7 were without data.)



Value	Frequency	Percentage
5 (Useful)	16	66.67
1(Not Useful)	1	4.17

How useful did you think was the hands-on practice component? ...

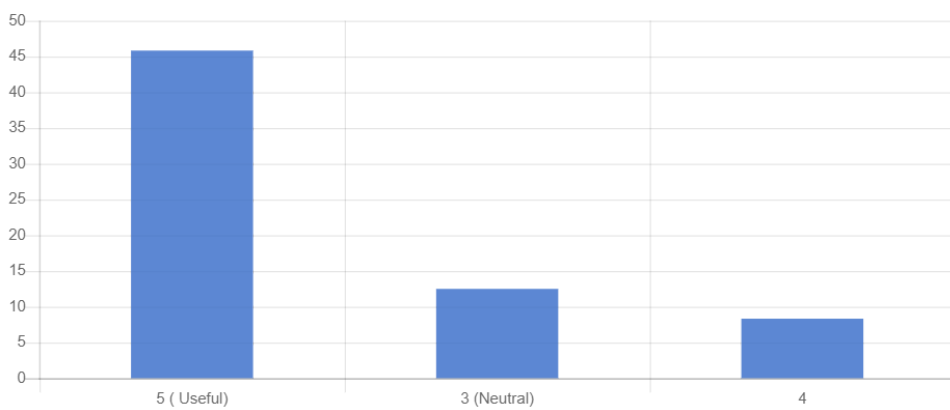
TYPE: "SELECT_ONE". 17 out of 24 respondents answered this question. (7 were without data.)



Value	Frequency	Percentage
5 (Useful)	13	54.17
1 (Not Useful)	2	8.33
4	2	8.33

How useful do you think can be the products and services presented in the workshop to your agency, can anything eventually be adopted for practical use? ...

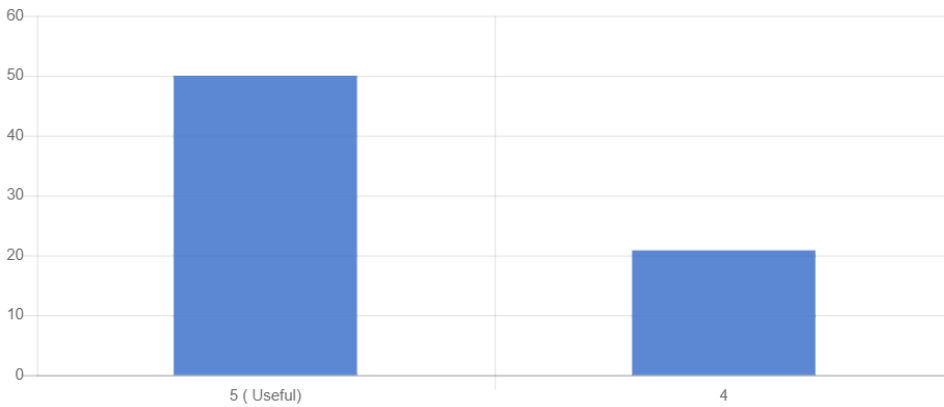
TYPE: "SELECT_ONE". 16 out of 24 respondents answered this question. (8 were without data.)



Value	Frequency	Percentage
5 (Useful)	11	45.83
3 (Neutral)	3	12.5
4	2	8.33

How useful do you see the professional contacts established during the workshop for yourself in the future? ...

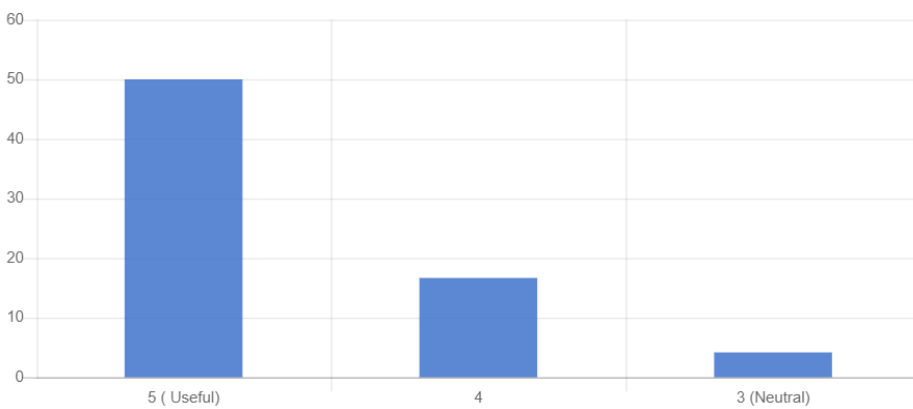
TYPE: "SELECT_ONE". 17 out of 24 respondents answered this question. (7 were without data.)



Value	Frequency	Percentage
5 (Useful)	12	50
4	5	20.83

How useful can the contacts with the other agencies that were represented at the workshop be for your national service? ...

TYPE: "SELECT_ONE". 17 out of 24 respondents answered this question. (7 were without data.)

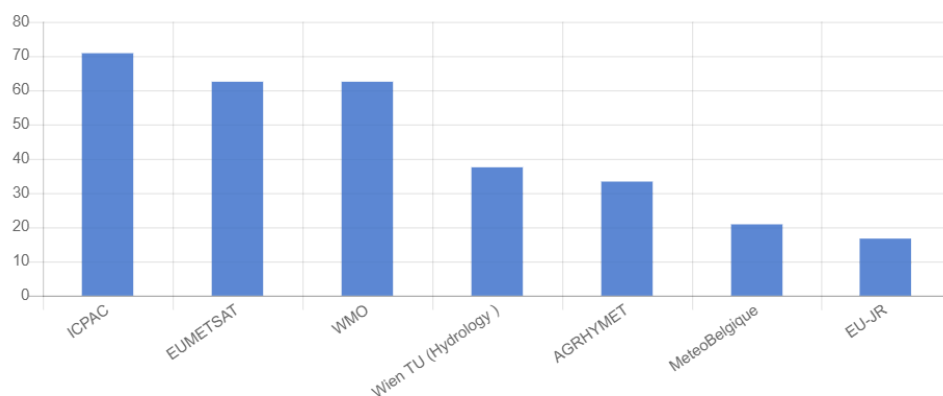


Value	Frequency	Percentage
5 (Useful)	12	50
4	4	16.67
3 (Neutral)	1	4.17

Which of the sessions was the most valuable to you in terms of learning (select as many as relevant)?

...

TYPE: "SELECT_MULTIPLE". 17 out of 24 respondents answered this question. (7 were without data.)



Value	Frequency	Percentage
ICPAC	17	70.83
EUMETSAT	15	62.5
WMO	15	62.5
Wien TU (Hydrology)	9	37.5
AGRHYMET	8	33.33
MeteoBelgique	5	20.83
EU-JR	4	16.67

Please list any additional comments on the above mentioned questions

TYPE: "TEXT". 9 out of 24 respondents answered this question. (15 were without data.)

Value	Frequency	Percentage
hand on time was not enough for CDT tool, data merging and historical data were not touched and therefore this can hinder immediate implementation CDT tool in our home countries despite its importance	1	4.17
I have very interested, it is nice workshop, i have one comment it add some times and the trainee are work more practical , generally it's nice!	1	4.17
For me if was thé training that went aller ans i enjoy à lot if things	1	4.17
The workshop would have been more beneficial if it was more hands-on. Maybe have another workshop on interacting with the data and tools?	1	4.17
More Training on CDT	1	4.17
The training was more of awareness raising on the available products worldwide however we still need attachement or practical session for the products to be in practice	1	4.17
DOUBLE TREE HOTEL WAS TOO EXPENSIVE FOR PARTICIPANTS	1	4.17
PARTICIPANTS SHOULD BE GIVEN ACHANCE TO CHOOSE THEIR OWN ACCOMONDATION:	1	4.17
TRAINING NEEDS TWO WEEKS TIME	1	4.17