

LESOTHO METEOROLOGICAL SERVICES (LEKALA LA TSA BOLEPI)



Ten-Day Agrometeorological Bulletin

11 – 20 March 2019



Issue No.17/2018-19

Release Date: 22/03/2019

*...dedicated to the agricultural community
... aimed at harmonizing agricultural activities with weather and climate*

Contents

Rainfall Situation
Page 1

Temperature
Page 1

Crop Stage and Condition
Page 2

Seasonal Forecast
Page 2

Highlights

- ❑ Some places experienced heavy rains during the dekad
- ❑ Cumulative rainfall remains normal
- ❑ Normal to above normal mean temperatures experienced in most places
- ❑ Crops improve

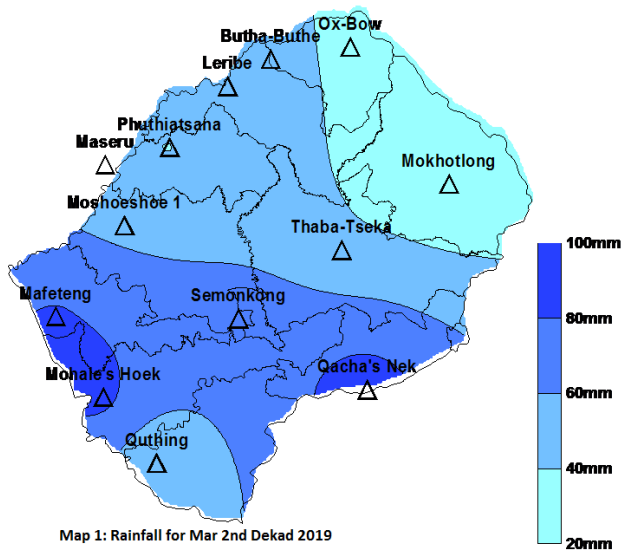
The Director
Lesotho Meteorological Services
Applications Section
P.O. Box 14515
Maseru 100, Lesotho

TEL: (+266) 22324374
FAX: (+266) 22325057/22350325
E-mail: agrometeorology@lesmet.org.ls
<http://www.lesmet.org.ls>

RAINFALL SITUATION

Most parts of the country recorded good to excessive rains during the second dekad of March 2019. A distribution of normal and above normal dekadal rainfall was recorded throughout many parts of the country. The place which recorded minimum rainfall was Mokhotlong, with 22.3mm. The highest amount of rainfall was recorded by Qacha’s Nek (92.7mm).

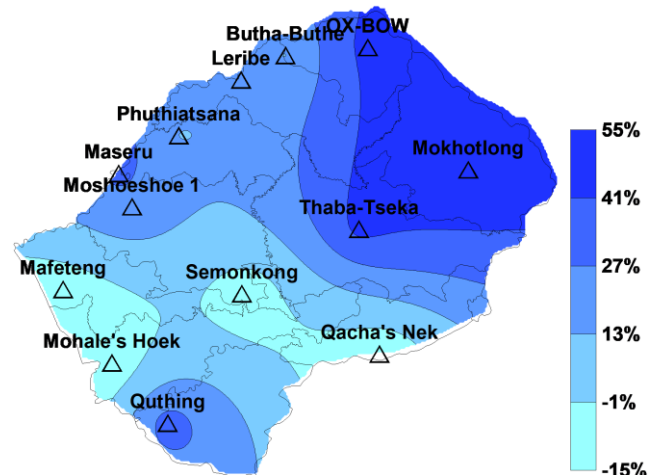
Excessive rains were consequently recorded for Qacha’s Nek, Mohale’s Hoek, Mafeteng and Semonkong, while the north-western and part of central parts of the country recorded normal rainfall. The only place with below normal rainfall is Oxbow, as shown in Map 1.



Map 1: Rainfall for Mar 2nd Dekad 2019

Cumulative Percentage Rainfall Departure from Normal

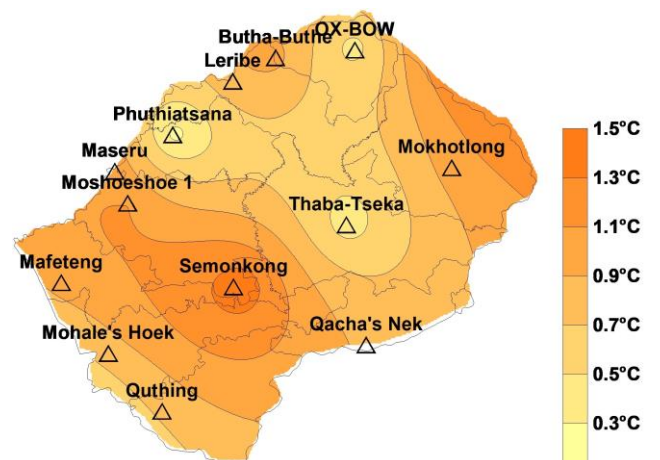
The rainfall received for the dekad contributed to the cumulative rainfall since September, such that most places remain normal to above normal. None of the places recorded below normal cumulative. Mokhotlong has the highest percentage at 54%, which is above normal, while Qacha’s Nek has the smallest cumulative departure at -13% as shown in Map 2.



Map 2: Cumulative Rainfall % Departure from Normal

TEMPERATURE

Some parts of the country recorded normal mean temperature deviation for the dekad. These include the northern, western and north-western parts and parts of the south of Lesotho. Some places, such as Semonkong and Mokhotlong, recorded above normal mean temperature deviation (see Map 3).



Map 3: Dekadal Mean Temperature Deviation from Normal

CROP STAGE AND CONDITIONS

Crops are at various stages throughout the country due to uneven distribution of rains since September 2018. They are generally improving due to the dekad rains.

SEASONAL OUTLOOK (Feb-Mar -April 2019)

Rains are expected to be normal to below normal. Above normal temperatures are still anticipated.