

# CROP ESTIMATES COMMITTEE

## OESSKATTINGSKOMITEE

Private Bag/  
Privaatsak X246  
PRETORIA  
0001

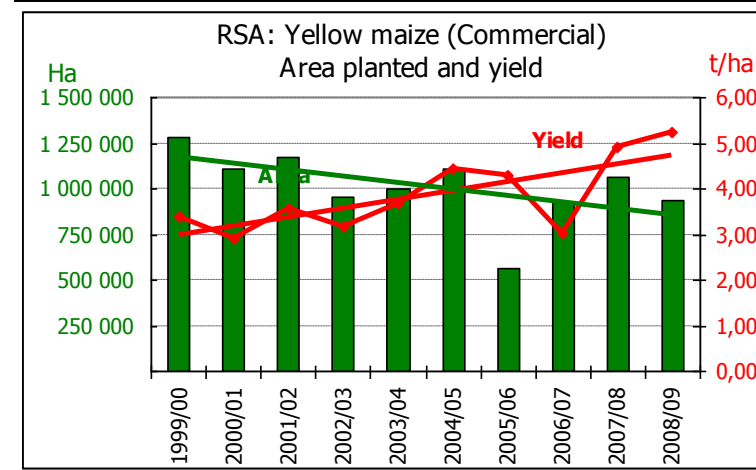
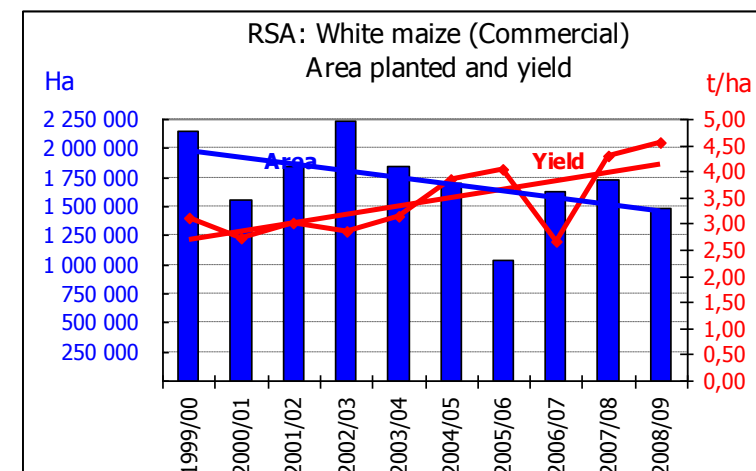
**From/Van:** Rodney D. Dredge  
**Tel:** 012 319 6507 **Fax/Faks:** 012 319 6211 **E-mail/E-pos:** CDESS@nda.agric.za  
Web page/Webblad: [www.daff.gov.za/links/crop\\_estimates](http://www.daff.gov.za/links/crop_estimates) or [www.sagis.org.za/CEC](http://www.sagis.org.za/CEC): Crop Estimates  
EMBARGO: 14:30

26 August/ Augustus 2009

**SUMMER CROPS** – SEVENTH PRODUCTION FORECAST OF SUMMER CROPS: 2008/09 PRODUCTION SEASON

**SOMERGEWASSE** – SEWENDE PRODUKSIESKATTING VAN SOMERGEWASSE: 2008/09-PRODUKSIESEISOEN

| CROP/GEWAS                    | Area planted/<br>Opp beplant<br>2008/09<br>Ha<br>(A) | 7 <sup>th</sup> forecast/<br>7 <sup>de</sup> skatting<br>2008/09<br>Tons<br>(B) | 6 <sup>th</sup> forecast/<br>6 <sup>de</sup> skatting<br>2008/09<br>Tons<br>(C) | Area planted/<br>Opp beplant<br>2007/08<br>Ha<br>(D) | Final crop/<br>Finale oes<br>2007/08<br>Tons<br>(E) | Change/<br>Verandering<br>%<br>(B) ÷ (C) |
|-------------------------------|--|---|---|--|---|--|
| Commercial/Kommersieel:       |  |   |   |  |   |  |
| White maize/Witmielies        | 1 489 000  | 6 771 300   | 6 799 550   | 1 737 000  | 7 480 000   | -0,42                                    |
| Yellow maize/Geelmielies      | 938 500  | 4 912 550   | 4 803 850   | 1 062 000  | 5 220 000   | +2,26                                    |
| Maize/Mielies                 | 2 427 500  | 11 683 850  | 11 603 400  | 2 799 000  | 12 700 000  | +0,69                                    |
| Sunflower seed/Sunflower seed | 635 800  | 843 530   | 843 530   | 564 300  | 872 000   | -  |
| Soya-beans/Sojabone           | 237 750  | 506 595   | 506 595   | 165 400  | 282 000   | -  |
| Groundnuts/Grondbone          | 54 550   | 96 060  | 96 060  | 54 200   | 88 800  | -  |
| Sorghum                       | 85 500   | 265 200   | 261 075   | 86 800   | 255 000   | +1,58                                    |
| Dry beans/Droëbone            | 43 800   | 67 030  | 63 230  | 43 800   | 58 975  | +6,01                                    |
| TOTAL/TOTAAL                  | 3 484 900  | 13 462 265  | 13 373 890  | 3 713 500  | 14 256 775  | +0,66                                    |



**WHITE AND YELLOW MAIZE – SEVENTH PRODUCTION FORECAST: 2008/09 PRODUCTION SEASON****WIT- EN GEELMIELIES – SEWENDE PRODUKSIESKATTING: 2008/09-PRODUKSIESEISOEN**

| Province/<br>Provinsie   | Area planted/<br>Oppervlakte beplant<br>2008/09 |                       |                        | 7 <sup>th</sup> forecast/<br>7 <sup>de</sup> skatting<br>2008/09 |                         |                          | Area planted/<br>Oppervlakte beplant<br>2007/08 |                       |                        | Final crop/<br>Finale oes<br>2007/08 |                         |                          |
|--------------------------|---|-----------------------|------------------------|--|-------------------------|--------------------------|---|-----------------------|------------------------|--------------------------------------|-------------------------|--------------------------|
|                          | White/<br>Wit<br>Ha                             | Yellow/<br>Geel<br>Ha | Total/<br>Totaal<br>Ha | White/<br>Wit<br>Tons  | Yellow/<br>Geel<br>Tons | Total/<br>Totaal<br>Tons | White/<br>Wit<br>Ha                             | Yellow/<br>Geel<br>Ha | Total/<br>Totaal<br>Ha | White/<br>Wit<br>Tons                | Yellow/<br>Geel<br>Tons | Total/<br>Totaal<br>Tons |
| Western Cape/Wes-Kaap    | 1 500   | 3 500                 | 5 000                  | 15 000   | 35 000                  | 50 000                   | 1 000   | 3 000                 | 4 000                  | 10 000                               | 30 000                  | 40 000                   |
| Northern Cape/Noord-Kaap | 2 500   | 48 000                | 50 500                 | 28 750   | 552 000                 | 580 750                  | 3 000   | 52 000                | 55 000                 | 36 000                               | 626 000                 | 662 000                  |
| Free State/Vrystaat      | 565 000   | 390 000               | 955 000                | 2 627 250  | 1 794 000               | 4 421 250                | 690 000   | 480 000               | 1 170 000              | 2 978 000                            | 1 950 000               | 4 928 000                |
| Eastern Cape/Oos-Kaap    | 3 000   | 13 000                | 16 000                 | 15 900   | 71 500                  | 87 400                   | 3 000   | 13 000                | 16 000                 | 15 000                               | 70 000                  | 85 000                   |
| KwaZulu-Natal            | 40 000  | 42 000                | 82 000                 | 248 000  | 264 600                 | 512 600                  | 41 000  | 42 000                | 83 000                 | 237 000                              | 252 000                 | 489 000                  |
| Mpumalanga               | 215 000   | 262 000               | 477 000                | 1 290 000  | 1 467 200               | 2 757 200                | 268 000   | 250 000               | 518 000                | 1 475 000                            | 1 400 000               | 2 875 000                |
| Limpopo                  | 33 000  | 15 000                | 48 000                 | 171 600  | 72 000                  | 243 600                  | 41 000  | 16 000                | 57 000                 | 164 000                              | 60 000                  | 224 000                  |
| Gauteng                  | 69 000  | 30 000                | 99 000                 | 358 800  | 150 000                 | 508 800                  | 80 000  | 36 000                | 116 000                | 400 000                              | 168 000                 | 568 000                  |
| North West/Noordwes      | 560 000   | 135 000               | 695 000                | 2 016 000  | 506 250                 | 2 522 250                | 610 000   | 170 000               | 780 000                | 2 165 000                            | 664 000                 | 2 829 000                |
| Total/Totaal             | 1 489 000                                       | 938 500               | 2 427 500              | 6 771 300  | 4 912 550               | 11 683 850               | 1 737 000                                       | 1 062 000             | 2 799 000              | 7 480 000                            | 5 220 000               | 12 700 000               |

**SUNFLOWER SEED – SEVENTH PRODUCTION FORECAST: 2008/09 PRODUCTION SEASON****SONNEBLMSAAD – SEWENDE PRODUKSIESKATTING: 2008/09-PRODUKSIESEISOEN**

| Province/<br>Provinsie   | Area planted/<br>Opp beplant<br>Ha<br>2008/09 | 7 <sup>th</sup> forecast/<br>7 <sup>de</sup> skatting<br>Tons<br>2008/09 | Area planted/<br>Opp beplant<br>Ha<br>2007/08 | Final crop/<br>Finale oes<br>Tons<br>2007/08 |
|--------------------------|---|--|---|--|
| Western Cape/Wes-Kaap    | 700   | 700  | 600   | 540  |
| Northern Cape/Noord-Kaap | 500   | 1 250  | 400   | 900  |
| Free State/Vrystaat      | 280 000                                       | 392 000  | 270 000                                       | 459 000                                      |
| Eastern Cape/Oos-Kaap    | 600   | 780  | 300   | 360  |
| KwaZulu-Natal            | -   | -  | -   | -  |
| Mpumalanga               | 27 000  | 37 800   | 17 000  | 25 500                                       |
| Limpopo                  | 90 000  | 90 000   | 70 000  | 77 000                                       |
| Gauteng                  | 7 000   | 10 500   | 6 000   | 8 700  |
| North West/Noordwes      | 230 000                                       | 310 500  | 200 000                                       | 300 000                                      |
| Total/Totaal             | 635 800                                       | 843 530  | 564 300                                       | 872 000                                      |

**SOYA-BEANS – SEVENTH PRODUCTION FORECAST: 2008/09 PRODUCTION SEASON****SOJABONE – SEWENDE PRODUKSIESKATTING: 2008/09-PRODUKSIESEISOEN**

| Province/<br>Provinsie   | Area planted/<br>Opp beplant<br>Ha<br>2008/09 | 7 <sup>th</sup> forecast/<br>7 <sup>de</sup> skatting<br>Tons<br>2008/09 | Area planted/<br>Opp beplant<br>Ha<br>2007/08 | Final crop/<br>Finale oes<br>Tons<br>2007/08 |
|--------------------------|---|--|---|--|
| Western Cape/Wes-Kaap    | -   | -  | -   | -  |
| Northern Cape/Noord-Kaap | 750   | 2 250  | 500   | 1 750  |
| Free State/Vrystaat      | 55 000  | 99 000   | 48 000  | 64 500                                       |
| Eastern Cape/Oos-Kaap    | 800   | 1 600  | 500   | 750  |
| KwaZulu-Natal            | 27 000  | 72 900   | 17 500  | 44 000                                       |
| Mpumalanga               | 125 000                                       | 256 250  | 82 000  | 128 000                                      |
| Limpopo                  | 16 000  | 44 000   | 7 500   | 22 500                                       |
| Gauteng                  | 6 700   | 12 395   | 3 400   | 5 500  |
| North West/Noordwes      | 6 500   | 18 200   | 6 000   | 15 000                                       |
| Total/Totaal             | 237 750                                       | 506 595  | 165 400                                       | 282 000                                      |

**GROUNDNUTS** – SEVENTH PRODUCTION FORECAST: 2008/09 PRODUCTION SEASON**GRONDBONE** – SEWENDE PRODUKSIESKATTING: 2008/09-PRODUKSIESEISOEN

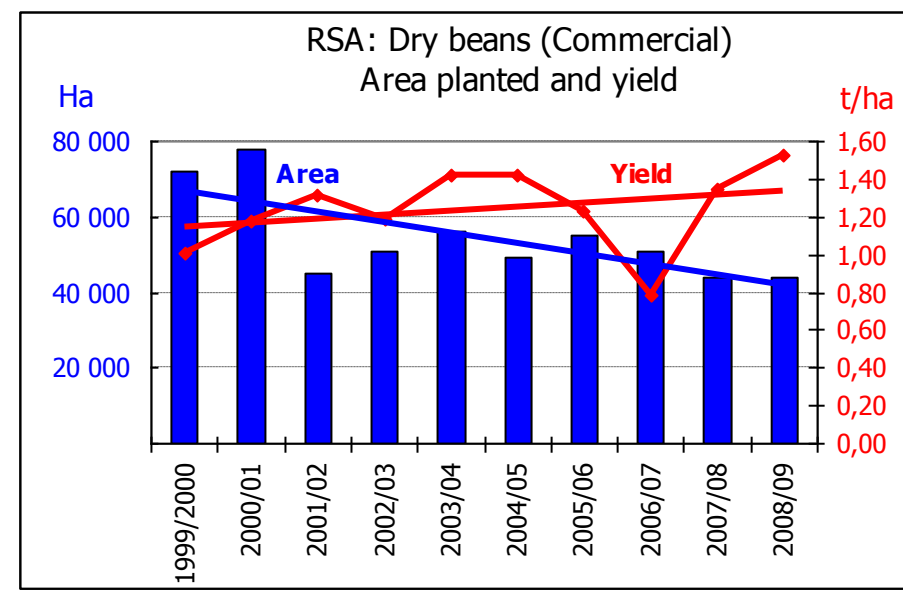
| Province/<br>Provinsie   | Area planted/<br>Opp beplant<br>Ha<br>2008/09 | 7 <sup>th</sup> forecast/<br>7 <sup>de</sup> skatting<br>Tons<br>2008/09 | Area planted/<br>Opp beplant<br>Ha<br>2007/08 | Final crop/<br>Finale oes<br>Tons<br>2007/08 |
|--------------------------|---|--|---|--|
| Western Cape/Wes-Kaap    | -   | -  | -   | -  |
| Northern Cape/Noord-Kaap | 10 000  | 30 000   | 7 000   | 21 500                                       |
| Free State/Vrystaat      | 21 500  | 32 250   | 25 500  | 35 700                                       |
| Eastern Cape/Oos-Kaap    | -   | -  | -   | -  |
| KwaZulu-Natal            | -   | -  | 50  | 80   |
| Mpumalanga               | -   | -  | -   | -  |
| Limpopo                  | 3 000   | 6 750  | 2 600   | 5 810  |
| Gauteng                  | 50  | 60   | 50  | 60   |
| North West/Noordwes      | 20 000  | 27 000   | 19 000  | 25 650                                       |
| Total/Totaal             | 54 550  | 96 060   | 54 200  | 88 800                                       |

**DRY BEANS** – SEVENTH PRODUCTION FORECAST: 2008/09 PRODUCTION SEASON**DROËBONE** – SEWENDE PRODUKSIESKATTING: 2008/09-PRODUKSIESEISOEN

| Province/<br>Provinsie   | Area planted/<br>Opp beplant<br>Ha<br>2008/09 | 7 <sup>th</sup> forecast/<br>7 <sup>de</sup> skatting<br>Tons<br>2008/09 | Area planted/<br>Opp beplant<br>Ha<br>2007/08 | Final crop/<br>Finale oes<br>Tons<br>2007/08 |
|--------------------------|---|--|---|--|
| Western Cape/Wes-Kaap    | 100   | 280  | 100   | 250  |
| Northern Cape/Noord-Kaap | 100   | 250  | 200   | 600  |
| Free State/Vrystaat      | 18 000  | 28 800   | 16 500  | 21 450                                       |
| Eastern Cape/Oos-Kaap    | 200   | 300  | -   | -  |
| KwaZulu-Natal            | 3 000   | 4 800  | 3 500   | 5 950  |
| Mpumalanga               | 10 500  | 15 750   | 12 500  | 15 000                                       |
| Limpopo                  | 4 500   | 6 750  | 4 000   | 6 800  |
| Gauteng                  | 3 400   | 5 100  | 3 500   | 5 075  |
| North West/Noordwes      | 4 000   | 5 000  | 3 500   | 3 850  |
| Total/Totaal             | 43 800  | 67 030   | 43 800  | 58 975                                       |

**SORGHUM** – SEVENTH PRODUCTION FORECAST: 2008/09 PRODUCTION SEASON**SORGHUM** – SEWENDE PRODUKSIESKATTING: 2008/09-PRODUKSIESEISOEN

| Province/<br>Provinsie   | Area planted/<br>Opp beplant<br>Ha<br>2008/09 | 7 <sup>th</sup> forecast/<br>7 <sup>de</sup> skatting<br>Tons<br>2008/09 | Area planted/<br>Opp beplant<br>Ha<br>2007/08 | Final crop/<br>Finale oes<br>Tons<br>2007/08 |
|--------------------------|---|--|---|--|
| Western Cape/Wes-Kaap    | -   | -  | -   | -  |
| Northern Cape/Noord-Kaap | -   | -  | -   | -  |
| Free State/Vrystaat      | 55 000  | 165 000  | 50 000  | 142 500                                      |
| Eastern Cape/Oos-Kaap    | -   | -  | -   | -  |
| KwaZulu-Natal            | 300   | 900  | 300   | 850  |
| Mpumalanga               | 16 500  | 62 700   | 19 000  | 61 750                                       |
| Limpopo                  | 8 000   | 22 000   | 12 000  | 36 000                                       |
| Gauteng                  | 700   | 2 100  | 900   | 2 700  |
| North West/Noordwes      | 5 000   | 12 500   | 4 600   | 11 200                                       |
| Total/Totaal             | 85 500  | 265 200  | 86 800  | 255 000                                      |



**SEVENTH PRODUCTION FORECAST OF SUMMER CROPS/  
SEWENDE PRODUKSIESKATTING VAN SOMERGEWASSE**

**26 August/ Augustus 2009**

**Summer field crops – 2008/09 production season**

**Please take note that producer deliveries, as monitored by SAGIS, were taken into consideration with the estimate of the summer crops.**

**Commercial maize:** The size of the expected commercial maize crop increased slightly to 11,684 million tons. The area estimate for maize is 2,428 mill. ha, with an expected yield of 4,81 t/ha.

The production forecast of white maize is 6,771 mill. tons – a slight decrease of 28 250 tons - with an area estimate of 1,489 mill. ha and an expected yield of 4,55 t/ha. In the case of yellow maize the production forecast is 4,912 mill. tons – an increase of 108 700 tons – with the area planted of 938 500 ha and the expected yield is 5,23 t/ha.

**Sunflower seed:** The sunflower seed forecast remained unchanged at 843 530 tons, with an estimated area planted of 635 800 ha and a yield of 1,33 t/ha.

**Other crops:** The **soya-beans** forecast also remained unchanged at 506 595 tons. The area planted to soya-beans is 237 750 ha, with an expected yield of 2,13 t/ha.

The expected **groundnut** crop is 96 060 tons, with an area estimate of 54 550 ha and a expected yield of 1,76 t/ha.

The production forecast for **sorghum** increased slightly to 265 200 tons. The area estimate for sorghum is 85 500 ha and the expected yield is 3,10 t/ha.

In the case of **dry beans** the production forecast also increased slightly to 67 030 tons. The area estimate is 43 800 ha and the expected yield is 1,53 t/ha.

Please note that the final production estimate for summer field crops for the 2008/09 production season will be released on 23 September 2009.

**Somergewasse – 2008/09 produksie-seisoen**

**Neem asseblief kennis dat produsente-lewerings, soos gemonitor deur SAGIS, in ag geneem is by die skatting van die somergewasse.**

**Kommersiële mielies:** Die grootte van die verwagte kommersiële mielie-oes is effens opwaarts aangepas na 11,684 milj. ton. Die skatting van die oppervlakte onder mielies is 2,428 milj. ha, met 'n verwagte opbrengs van 4,81 t/ha.

Die produksieskatting van witmielies is 6,771 milj. ton – 'n effense afname van 28 250 ton – met 'n geskatte oppervlakte van 1,489 milj. ha, en 'n verwagte opbrengs van 4,55 t/ha. In die geval van geelmielies is die produksieskatting 4,912 milj. ton – 'n toename van 108 700 ton – met die oppervlakte beplant van 938 500 ha en die verwagte opbrengs van 5,23 t/ha.

**Sonneblomsaad:** Die produksieskatting van sonneblomsaad is onveranderd gelaat op 843 530 ton, met 'n geskatte oppervlakte beplant van 635 800 ha en 'n verwagte opbrengs van 1,33 t/ha.

**Ander gewasse:** Die produksieskatting van sojabone is ook onveranderd gelaat op 506 595 ton. Die geskatte oppervlakte beplant met sojabone is 237 750 ha, met 'n verwagte opbrengs van 2,13 t/ha.

Die verwagte **grondbone**-oes is 96 060 ton, met 'n oppervlakteskatting van 54 550 ha en 'n verwagte opbrengs van 1,76 t/ha.

Die produksieskatting van **sorghum** is effens opwaarts aangepas na 265 200 ton. Die oppervlakteskatting vir sorghum is 85 500 ha en die verwagte opbrengs is 3,10 t/ha.

In die geval van **droëbone** is die produksieskatting ook effens opwaarts aangepas na 67 030 ton. Die geskatte oppervlakte beplant is 43 800 ha en die verwagte opbrengs is 1,53 t/ha.

Neem asseblief kennis dat die finale produksieskatting vir somergraangewasse vir die 2008/09 produksieseisoen, op 23 September 2009 vrygestel sal word.

Information is available on the internet at [http://www.daff.gov.za/links/crop estimates](http://www.daff.gov.za/links/crop_estimates) or <http://www.sagis.org.za>, as from **14:30** on the date of the relevant meeting of the Crop Estimates Committee.

Inligting is beskikbaar op die internet by [http://www.daff.gov.za/links/crop estimates](http://www.daff.gov.za/links/crop_estimates) of by <http://www.sagis.org.za>, vanaf **14:30** op die dag van die toepaslike vergadering van die Oesskattingskomitee.

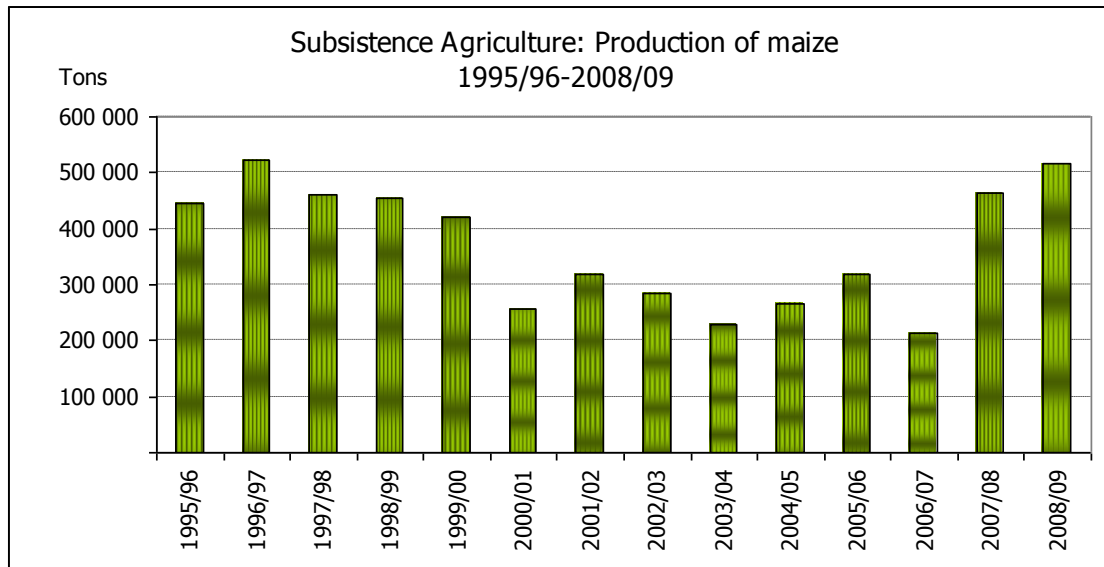
**MAIZE** - AREA PLANTED AND PRODUCTION ESTIMATE: 2008/09 SEASON

**MIELIES** - OPPERVLAK EN PRODUKSIESKATTING: 2008/09-SEISOEN

| CROP/GEWAS                               | Area planted/<br>Opp beplant<br>2008/09<br>Ha<br>(A) | Estimate/<br>Skatting<br>2008/09<br>Tons<br>(B) | Area planted/<br>Opp beplant<br>2007/08<br>Ha<br>(C) | Final crop/<br>Finale oes<br>2007/07<br>Tons<br>(D) | Change/<br>Verandering<br>%<br>(B) ÷ (D) |
|--|--|---|--|---|--|
| Subsistence agriculture/Bestaanslandbou: |  |   |  |   |  |
| White maize/Witmielies                   | 356 276  | 378 576   | 373 821  | 334 324   | +13,24                                   |
| Yellow maize/Geelmielies                 | 112 407  | 138 057   | 124 159  | 129 745   | +6,41                                    |
| Maize/Mielies                            | 468 683  | 516 633   | 497 980  | 464 069   | +11,33                                   |

The area planted to maize in the subsistence agricultural sector is estimated at 468 683 ha, which represents a decrease of 5,9 % compared to the 497 980 ha of the previous season. Due to favourable production conditions, the expected maize crop for this sector is 516 633 tons, which is 11,3 % higher than the 464 069 tons of last season.

Die oppervlakte beplant met mielies in die bestaanslandbou-sektor word geskat op 468 683 ha, wat 'n afname van 5,9 % verteenwoordig in vergelyking met die 497 980 ha van die vorige seisoen. Weens gunstige produksie toestande, is die verwagte mielie-oes van dié sektor 516 633 ton, wat 11,3 % hoër is as die 464 069 ton van die vorige seisoen.



**WINTER CEREALS** – REVISED AREA PLANTED AND FIRST PRODUCTION FORECAST: 2009 PRODUCTION SEASON

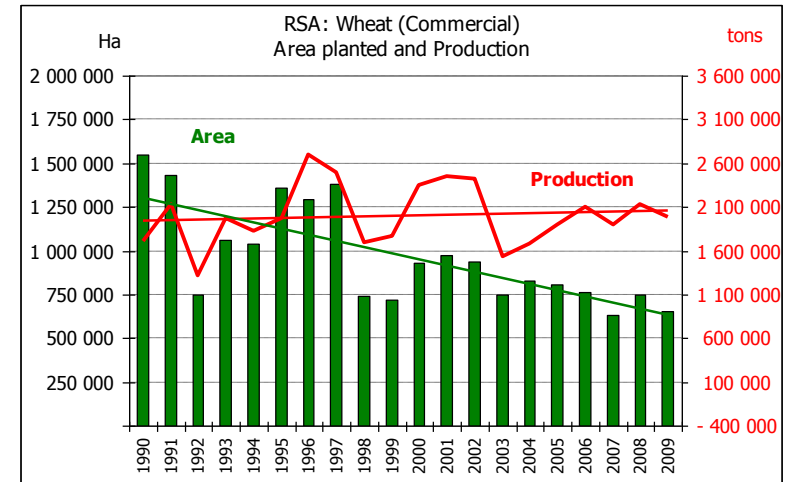
**WINTERGEWASSE** – HERSIENE OPPERVLAKE EN EERSTE PRODUKSIESKATTING: 2009-PRODUKSEISOEN

| CROP/GEWAS              | Area planted/<br>Opp beplant<br>2009<br>Ha<br>(A) | 1 <sup>st</sup> skatting/<br>1 <sup>st</sup> forecast<br>2009<br>Tons<br>(B) | Area planted/<br>Opp beplant<br>2008<br>Ha<br>(C) | Final crop/<br>Finale oes<br>2008<br>Tons<br>(D) | Change/<br>Verandering<br>%<br>(A) ÷ (C) |
|-------------------------|---|--|---|--|--|
| Commercial/Kommersieel: |   |  |   |  |  |
| Wheat/Koring            | 656 200   | 1 991 020  | 748 000   | 2 130 000  | -6,52                                    |
| Malting barley/Moutgars | 76 790  | 225 315  | 68 245  | 192 000  | +17,35                                   |
| Canola/Kanola           | 38 050  | 45 650   | 34 000  | 30 800   | +48,21                                   |
| Total/Totaal            | 771 040   | 2 261 985  | 850 245   | 2 352 800  | -3,86                                    |

**WHEAT** – REVISED AREA PLANTED AND FIRST PRODUCTION FORECAST: 2009 PRODUCTION SEASON

**KORING** – HERSIENE OPPERVLAKE EN EERSTE PRODUKSIESKATTING: 2009-PRODUKSEISOEN

| Province/<br>Provinsie   | Area planted/<br>Opp beplant<br>2009<br>Ha<br>2009 | 1 <sup>st</sup> skatting/<br>1 <sup>st</sup> forecast<br>2009<br>Tons<br>2009 | Area planted/<br>Opp beplant<br>Ha<br>2008 | Final crop/<br>Finale oes<br>Tons<br>2008 |
|--------------------------|--|---|--|---|
| Western Cape/Wes-Kaap    | 315 000  | 787 500   | 350 000                                    | 860 000                                   |
| Northern Cape/Noord-Kaap | 44 000   | 272 800   | 50 000                                     | 332 000                                   |
| Free State/Vrystaat      | 235 000  | 587 500   | 280 000                                    | 560 000                                   |
| Eastern Cape/Oos-Kaap    | 5 000  | 20 000  | 5 500                                      | 22 000                                    |
| KwaZulu-Natal            | 7 000  | 35 000  | 7 500                                      | 38 200                                    |
| Mpumalanga               | 7 200  | 40 320  | 8 000                                      | 45 000                                    |
| Limpopo                  | 17 000   | 93 500  | 20 000                                     | 110 000                                   |
| Gauteng                  | 2 000  | 12 800  | 2 000                                      | 12 800                                    |
| North West/Noordwes      | 24 000   | 141 600   | 25 000                                     | 150 000                                   |
| Total/Totaal             | 656 200  | 1 991 020   | 748 000                                    | 2 130 000                                 |



**REVISED AREA PLANTED AND FIRST PRODUCTION FORECAST OF WINTER CEREALS (2009 PRODUCTION SEASON) /  
HERSIENE OPPERVLAKE - EN EERSTE PRODUKSIESKATTING VIR WINTERGEWASSE (2009 PRODUKSIE-SEISOEN)  
26 AUGUST / AUGUSTUS 2009**

**Winter cereal crops - 2009 production season**

**Wheat:** Based on information at its disposal, the Crop Estimates Committee revised the area estimate for wheat to 656 200 ha, which is 0,5% less than the 653 000 ha of the previous forecast. An estimated 315 000 ha or 48% is planted in the Western Cape, 235 000 ha or 36% in the Free State and 44 000 ha or 7% in the Northern Cape.

According to producers the decrease in the expected planting of wheat can mainly be attributed to the relatively lower prices compared to the high input costs.

The expected production of wheat is 1,991 mill. tons, based on an average yield of 3,03 t/ha. The expected production in the Western Cape is 787 500 tons, 587 500 tons in the Free State and 272 800 tons in the Northern Cape.

**Other crops:** The production forecast for malting barley is 225 315 tons. The area planted is estimated at 76 790 ha, while the expected yield is 2,93 t/ha.

The expected canola crop is 45 650 tons. The area estimate for canola is also 38 050 ha, with an expected yield of 1,20 t/ha.

Please note that the second production forecast for winter cereals for the 2009 production season will be released on 23 September 2009.

**Wintergewasse - 2009 produksie-seisoen**

**Koring:** Gebaseer op inligting tot sy beskikking, het die Oesskatting Komitee die oppervlakte skatting vir koring hersien na 656 200 ha, wat 0,5% minder is as die 653 000 ha teenoor die vorige skatting. Die beraamde oppervlakte geplant in die Wes-Kaap is 315 000 ha of 48%, die Vrystaat is 235 000 ha of 36% en 44 000 ha of 7% is in die Noord-Kaap.

Volgens produsente kan die afname in die verwagte aanplantings van koring hoofsaaklik toegeskryf word aan die relatief swakker pryse vergeleke met die hoë insetkoste.

Die verwagte produksie vir koring is 1,991 milj. ton, gebaseer op 'n gemiddelde opbrengs van 3,03 t/ha. Die verwagte produksie in die Wes-Kaap is 787 500 ton, 587 500 ton in die Vrystaat en 272 800 ton in die Noord-Kaap.

**Ander gewasse:** Die produksieskatting vir moutgars is 225 315 ton. Die oppervlakte geplant is beraam op 76 790 ha, terwyl die verwagte opbrengs 2,93 t/ha beloop.

Die verwagte kanola-oes is 45 650 ton. Die oppervlakteskatting vir kanola is 38 050 ha, met 'n verwagte opbrengs van 1,20 t/ha.

Neem asseblief kennis dat die tweede produksieskatting vir wintergewasse vir die 2009 produksieseisoen op 23 September 2009 vrygestel sal word.

Information is available on the internet at [http://www.daff.gov.za/links/crop estimates](http://www.daff.gov.za/links/crop_estimates) or <http://www.sagis.org.za>, as from **14:30** on the date of the relevant meeting of the Crop Estimates Committee.

Inligting is beskikbaar op die internet by [http://www.daff.gov.za/links/crop estimates](http://www.daff.gov.za/links/crop_estimates) of by <http://www.sagis.org.za>, vanaf **14:30** op die dag van die toepaslike vergadering van die Oesskatting Komitee.