



crop estimates committee oesskattingskomitee

From/Van: Baldwin Netshifhefhe

Tel: 012 319 8043 • Fax/Faks: 012 319 8031/5 • E-mail/E-pos: BaldwinN@daff.gov.za

Web page/Webblad: www.daff.gov.za/statistics and economic reports or

www.sagis.org.za/CEC: Crop Estimates

EMBARGO: 15:30



agriculture, forestry & fisheries

Department:

Agriculture, Forestry and Fisheries

REPUBLIC OF SOUTH AFRICA

20 December/Desember 2018

The area estimate and fifth production forecast for winter cereals for the 2018 is hereby released. /
Hiermee word die oppervlakteskatting en vyfde produksieskatting vir wintergewasse vir 2018 vrygestel.

WINTER CEREALS – AREA PLANTED ESTIMATE AND FIFTH PRODUCTION FORECAST: 2018

WINTERGEWASSE – OPPERVLAKTE- EN VYFDE PRODUKSIESKATTING: 2018

CROP/GEWAS	Area planted/ Opp beplant 2018 Ha (A)	5 th forecast/ 5 ^{de} skatting 2018 Tons (B)	4 th forecast/ 4 ^{de} skatting 2018 Tons (C)	Area planted/ Opp beplant 2017 Ha (D)	Final crop/ Finale oes 2017 Tons (E)	Change/ Verandering % (B) ÷ (C)
Commercial/Kommersieel:						
Wheat/Koring	503 350	1 830 600	1 862 400	491 600	1 535 000	-1,71
Malting barley/Moutgars	119 000	401 840	401 840	91 380	307 000	-
Canola/Kanola	77 000	103 950	115 500	84 000	93 500	-10,00
Total/Totaal	699 350	2 336 390	2 379 740	666 980	1 935 500	-1,82

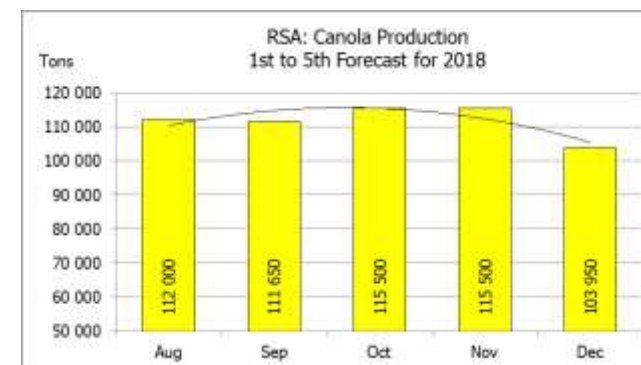
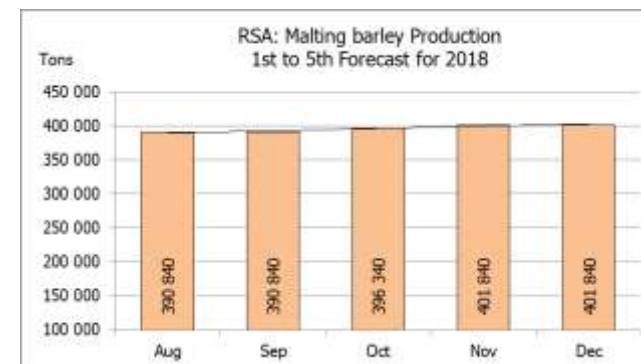
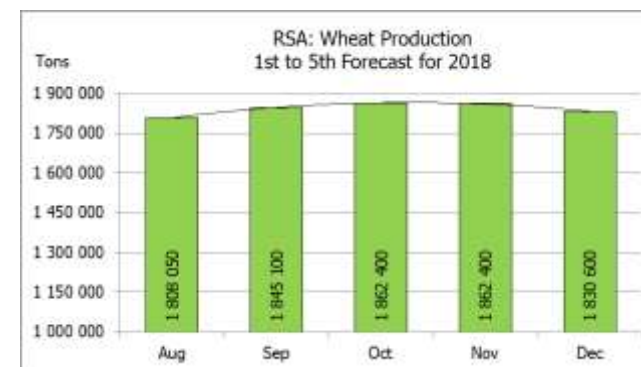
* Note: Estimate is for calendar year, e.g. production season 2018 = 2018

* Nota: Skatting is vir kalenderjaar, bv. produksie-seisoen 2018 = 2018

WHEAT – AREA PLANTED ESTIMATE AND FIFTH PRODUCTION FORECAST: 2018

KORING – OPPERVLAKTE- EN VYFDE PRODUKSIESKATTING: 2018

Province/ Provinsie	Area planted/ Opp beplant 2018 Ha	5 th forecast/ 5 ^{de} skatting 2018 Tons	Area planted/ Opp beplant 2017 Ha	Final crop/ Finale oes 2017 Tons
Western Cape/Wes-Kaap	318 000	906 300	326 000	586 800
Northern Cape/Noord-Kaap	38 000	294 500	38 000	311 650
Free State/Vrystaat	100 000	340 000	80 000	336 000
Eastern Cape/Oos-Kaap	1 650	10 725	1 900	9 500
KwaZulu-Natal	7 000	43 400	7 500	45 750
Mpumalanga	3 500	21 875	4 000	25 400
Limpopo	20 000	122 000	20 000	132 000
Gauteng	1 200	7 800	700	4 200
North West/Noordwes	14 000	84 000	13 500	83 700
Total/Totaal	503 350	1 830 600	491 600	1 535 000



**AREA ESTIMATE AND FIFTH PRODUCTION FORECAST OF WINTER CROPS (2018) /
OPPERVLAKTESKATTING EN VYFDE PRODUKSIESKATTING VAN WINTERGEWASSE (2018)**

20 DECEMBER/DESEMBER 2018

Winter cereal crops - 2018 production season

Wheat: The expected commercial production of wheat is 1,831 mill. tons, which is 1,71% or 31 800 tons less than the previous forecast of 1,862 mill. tons, with an expected yield of 3,64 t/ha.

The expected production in the Western Cape is 906 300 tons (50%), in the Free State 340 000 tons (19%) and in the Northern Cape 294 500 tons (16%).

The area estimate for wheat is 503 350 ha. An estimated 318 000 ha or 63% is planted in the Western Cape, 100 000 ha or 20% in the Free State and 38 000 ha or 8% in the Northern Cape.

Other crops: The production forecast for **malting barley** is 401 840 tons, which is the same as the previous month's forecast. The area planted is estimated at 119 000 ha, while the expected yield is 3,38 t/ha.

The expected **canola crop** decreased by 10,0% or 11 550 tons to 103 950 tons. The area estimate for canola is 77 000 ha and the expected yield is 1,35 t/ha.

Please note that the sixth production forecast for winter cereals for 2018 will be released on 29 January 2019.

Wintergewasse - 2018 produksie-seisoen

Koring: Die verwagte kommersiële produksie vir koring is 1,831 milj. ton, wat 1,71% of 31 800 ton minder is as die vorige skatting van 1,862 milj. ton, met 'n verwagte opbrengs van 3,64 t/ha.

Die verwagte produksie in die Wes-Kaap is 906 300 ton (50%), in die Vrystaat 340 000 ton (19%) en in die Noord-Kaap 294 500 ton (16%).

Die oppervlakeskatting vir koring is 503 350 ha. Die beraamde oppervlakte geplant in die Wes-Kaap is 318 000 ha of 63%, die Vrystaat is 100 000 ha of 20% en 38 000 ha of 8% is in die Noord-Kaap.

Ander gewasse: Die produksieskatting vir **moutgars** is 401 840 ton, wat dieselfde is as die vorige maand se skatting. Die oppervlakte beplant word beraam op 119 000 ha, terwyl die verwagte opbrengs 3,38 t/ha beloop.

Die verwagte **kanola-oes** is met 10,0% of 11 550 ton verminder na 103 950 ton. Die oppervlakeskatting vir kanola is 77 000 ha en die verwagte opbrengs is 1,35 t/ha.

Neem asseblief kennis dat die sesde produksieskatting vir wintergewasse vir 2018 op 29 Januarie 2019 vrygestel sal word.

Information is available on the internet at <http://www.daff.gov.za/statistics> and [economic reports](http://www.daff.gov.za/economic-reports) or <http://www.sagis.org.za>, as from **15:30** on the date of the relevant meeting of the Crop Estimates Committee.

Inligting is beskikbaar op die internet by <http://www.daff.gov.za/statistics> and [economic reports](http://www.daff.gov.za/economic-reports) of by <http://www.sagis.org.za>, vanaf **15:30** op die dag van die toepaslike vergadering van die Oesskatting Komitee.

CONFIDENTIALITY ISSUES that CEC members are committed to adhere to on the day of the meeting

- Personal items such as laptops, handbags, cell phones, etc. are not allowed in the venue during the meeting
- No member is allowed to leave the meeting before 12:00 in order to prevent disclosure of the information
- The embargo time for the release of crop estimates information is 15:30
- No member is allowed to discuss crop estimates information with anyone other than a member of the Committee before the embargo time
- Only the Chairperson, or a member appointed by the Chairperson, may release the figures to the media
- Members must regard the detail of any information that was collected for and/or discussed during the meeting, as confidential