

CROP ESTIMATES COMMITTEE

OESSKATTINGSKOMITEE

Private Bag/
Privaatsak X246
PRETORIA
0001

From/Van: Rodney D. Dredge
Tel: 012 319 6507 **Fax/Faks:** 012 319 6211 **E-mail/E-pos:** CDESS@nda.agric.za
Web page/Webblad: www.doa.agric.za/links/crop_estimates or www.sagis.org.za/CEC: Crop Estimates
EMBARGO: 14:30

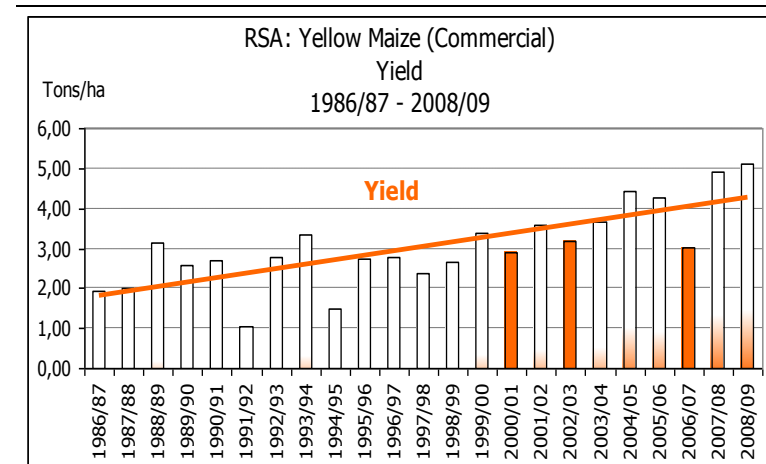
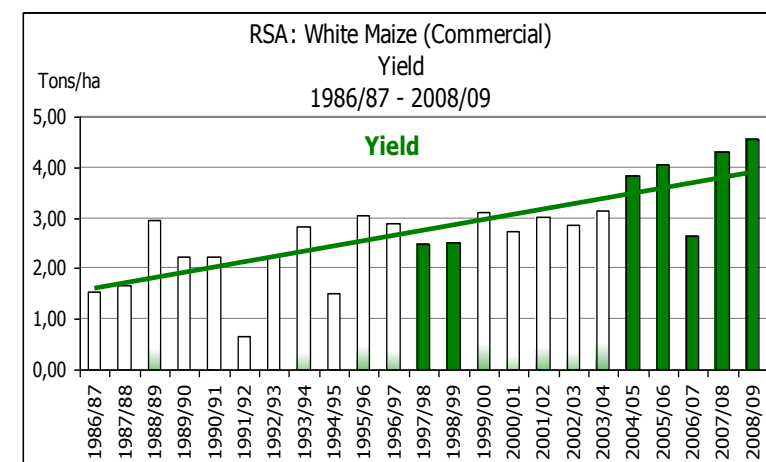
24 June/June 2009

COMMERCIAL/KOMMERSEEL:

SUMMER CROPS – FIFTH PRODUCTION FORECAST OF SUMMER CROPS: 2008/09 PRODUCTION SEASON

SOMERGEWASSE – VYFDE PRODUKSIESKATTING VAN SOMERGEWASSE: 2008/09-PRODUKSIESEISOEN

CROP/GEWAS	Area planted/ Opp beplant 2008/09 Ha (A)	5 th forecast/ 5 ^{de} skatting 2008/09 Tons (B)	4 th forecast/ 4 ^{de} skatting 2008/09 Tons (C)	Area planted/ Opp beplant 2007/08 Ha (D)	Final crop/ Finale oes 2007/08 Tons (E)	Change/ Verandering % (B) ÷ (C)
Commercial/Kommersieel:						
White maize/Witmielies	1 489 000	6 799 550	6 735 300	1 737 000	7 480 000	+0,95
Yellow maize/Geelmielies	938 500	4 803 850	4 778 650	1 062 000	5 220 000	+0,53
Maize/Mielies	2 427 500	11 603 400	11 513 950	2 799 000	12 700 000	+0,78
Sunflower seed/Sunflower seed	635 800	875 280	875 280	564 300	872 000	-
Soya-beans/Sojabone	237 750	490 135	429 860	165 400	282 000	+14,02
Groundnuts/Grondbone	54 550	96 060	96 060	54 200	88 800	-
Sorghum	85 500	261 900	261 900	86 800	255 000	-
Dry beans/Droëbone	43 800	63 230	63 230	43 800	58 975	-
TOTAL/TOTAAL	3 484 900	13 390 005	13 240 280	3 713 500	14 256 775	+1,13



WHITE AND YELLOW MAIZE – FIFTH PRODUCTION FORECAST: 2008/09 PRODUCTION SEASON**WIT- EN GEELMIELIES – VYFDE PRODUKSIESKATTING: 2008/09-PRODUKSIESEISOEN**

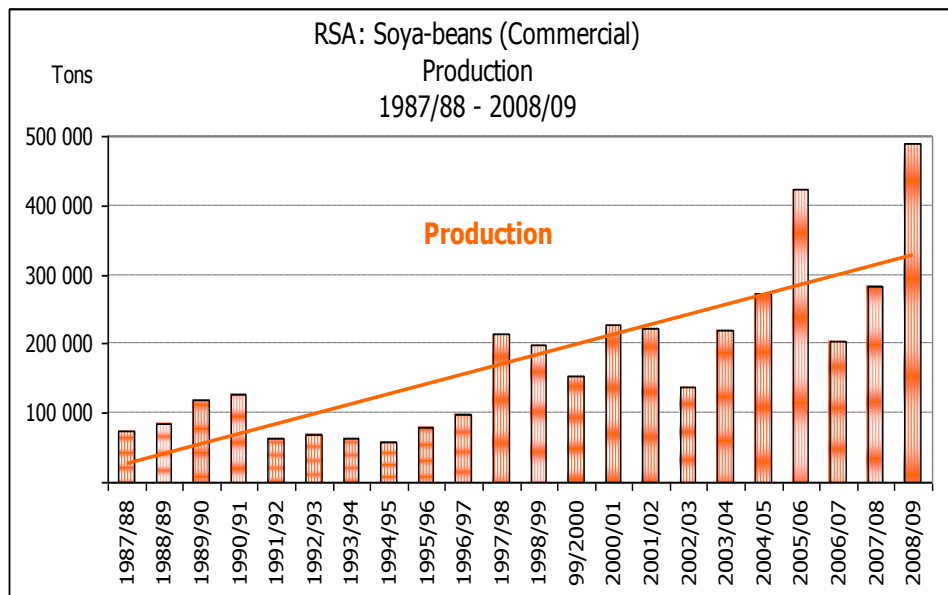
Province/ Provinsie	Area planted/ Oppervlakte beplant 2008/09			5 th forecast/ 5 ^{de} skatting 2008/09			Area planted/ Oppervlakte beplant 2007/08			Final crop/ Finale oes 2007/08		
	White/ Wit Ha	Yellow/ Geel Ha	Total/ Totaal Ha	White/ Wit Tons	Yellow/ Geel Tons	Total/ Totaal Tons	White/ Wit Ha	Yellow/ Geel Ha	Total/ Totaal Ha	White/ Wit Tons	Yellow/ Geel Tons	Total/ Totaal Tons
Western Cape/Wes-Kaap	1 500	3 500	5 000	15 000	35 000	50 000	1 000	3 000	4 000	10 000	30 000	40 000
Northern Cape/Noord-Kaap	2 500	48 000	50 500	28 750	552 000	580 750	3 000	52 000	55 000	36 000	626 000	662 000
Free State/Vrystaat	565 000	390 000	955 000	2 655 500	1 716 000	4 371 500	690 000	480 000	1 170 000	2 978 000	1 950 000	4 928 000
Eastern Cape/Oos-Kaap	3 000	13 000	16 000	15 900	71 500	87 400	3 000	13 000	16 000	15 000	70 000	85 000
KwaZulu-Natal	40 000	42 000	82 000	248 000	264 600	512 600	41 000	42 000	83 000	237 000	252 000	489 000
Mpumalanga	215 000	262 000	477 000	1 290 000	1 441 000	2 731 000	268 000	250 000	518 000	1 475 000	1 400 000	2 875 000
Limpopo	33 000	15 000	48 000	171 600	72 000	243 600	41 000	16 000	57 000	164 000	60 000	224 000
Gauteng	69 000	30 000	99 000	358 800	145 500	504 300	80 000	36 000	116 000	400 000	168 000	568 000
North West/Noordwes	560 000	135 000	695 000	2 016 000	506 250	2 522 250	610 000	170 000	780 000	2 165 000	664 000	2 829 000
Total/Totaal	1 489 000	938 500	2 427 500	6 799 550	4 803 850	11 603 400	1 737 000	1 062 000	2 799 000	7 480 000	5 220 000	12 700 000

SUNFLOWER SEED – FIFTH PRODUCTION FORECAST: 2008/09 PRODUCTION SEASON**SONNEBLOMSAAD – VYFDE PRODUKSIESKATTING: 2008/09-PRODUKSIESEISOEN**

Province/ Provinsie	Area planted/ Opp beplant Ha 2008/09	5 th forecast/ 5 ^{de} skatting Tons 2008/09	Area planted/ Opp beplant Ha 2007/08	Final crop/ Finale oes Tons 2007/08
Western Cape/Wes-Kaap	700	700	600	540
Northern Cape/Noord-Kaap	500	1 250	400	900
Free State/Vrystaat	280 000	420 000	270 000	459 000
Eastern Cape/Oos-Kaap	600	780	300	360
KwaZulu-Natal	-	-	-	-
Mpumalanga	27 000	40 500	17 000	25 500
Limpopo	90 000	90 000	70 000	77 000
Gauteng	7 000	11 550	6 000	8 700
North West/Noordwes	230 000	310 500	200 000	300 000
Total/Totaal	635 800	875 280	564 300	872 000

SOYA-BEANS – FIFTH PRODUCTION FORECAST: 2008/09 PRODUCTION SEASON**SOJABONE – VYFDE PRODUKSIESKATTING: 2008/09-PRODUKSIESEISOEN**

Province/ Provinsie	Area planted/ Opp beplant Ha 2008/09	5 th forecast/ 5 ^{de} skatting Tons 2008/09	Area planted/ Opp beplant Ha 2007/08	Final crop/ Finale oes Tons 2007/08
Western Cape/Wes-Kaap	-	-	-	-
Northern Cape/Noord-Kaap	750	2 250	500	1 750
Free State/Vrystaat	55 000	93 500	48 000	64 500
Eastern Cape/Oos-Kaap	800	1 600	500	750
KwaZulu-Natal	27 000	68 850	17 500	44 000
Mpumalanga	125 000	250 000	82 000	128 000
Limpopo	16 000	44 000	7 500	22 500
Gauteng	6 700	12 060	3 400	5 500
North West/Noordwes	6 500	17 875	6 000	15 000
Total/Totaal	237 750	490 135	165 400	282 000



SORGHUM – FIFTH PRODUCTION FORECAST: 2008/09 PRODUCTION SEASON

SORGHUM – VYFDE PRODUKSIESKATTING: 2008/09-PRODUKSIESEISOEN

Province/ Provinsie	Area planted/ Opp beplant Ha 2008/09	5 th forecast/ 5 ^{de} skatting Tons 2008/09	Area planted/ Opp beplant Ha 2007/08	Final crop/ Finale oes Tons 2007/08
Western Cape/Wes-Kaap	-	-	-	-
Northern Cape/Noord-Kaap	-	-	-	-
Free State/Vrystaat	55 000	165 000	50 000	142 500
Eastern Cape/Oos-Kaap	-	-	-	-
KwaZulu-Natal	300	900	300	850
Mpumalanga	16 500	59 400	19 000	61 750
Limpopo	8 000	22 000	12 000	36 000
Gauteng	700	2 100	900	2 700
North West/Noordwes	5 000	12 500	4 600	11 200
Total/Totaal	85 500	261 900	86 800	255 000

GROUNDNUTS – FIFTH PRODUCTION FORECAST: 2008/09 PRODUCTION SEASON

GRONDBONE – VYFDE PRODUKSIESKATTING: 2008/09-PRODUKSIESEISOEN

Province/ Provinsie	Area planted/ Opp beplant Ha 2008/09	5 th forecast/ 5 ^{de} skatting Tons 2008/09	Area planted/ Opp beplant Ha 2007/08	Final crop/ Finale oes Tons 2007/08
Western Cape/Wes-Kaap	-	-	-	-
Northern Cape/Noord-Kaap	10 000	30 000	7 000	21 500
Free State/Vrystaat	21 500	32 250	25 500	35 700
Eastern Cape/Oos-Kaap	-	-	-	-
KwaZulu-Natal	-	-	50	80
Mpumalanga	-	-	-	-
Limpopo	3 000	6 750	2 600	5 810
Gauteng	50	60	50	60
North West/Noordwes	20 000	27 000	19 000	25 650
Total/Totaal	54 550	96 060	54 200	88 800

DRY BEANS – FIFTH PRODUCTION FORECAST: 2008/09 PRODUCTION SEASON

DROËBONE – VYFDE PRODUKSIESKATTING: 2008/09-PRODUKSIESEISOEN

Province/ Provinsie	Area planted/ Opp beplant Ha 2008/09	5 th forecast/ 5 ^{de} skatting Tons 2008/09	Area planted/ Opp beplant Ha 2007/08	Final crop/ Finale oes Tons 2007/08
Western Cape/Wes-Kaap	100	280	100	250
Northern Cape/Noord-Kaap	100	250	200	600
Free State/Vrystaat	18 000	25 200	16 500	21 450
Eastern Cape/Oos-Kaap	200	300	-	-
KwaZulu-Natal	3 000	4 800	3 500	5 950
Mpumalanga	10 500	15 750	12 500	15 000
Limpopo	4 500	6 750	4 000	6 800
Gauteng	3 400	5 100	3 500	5 075
North West/Noordwes	4 000	4 800	3 500	3 850
Total/Totaal	43 800	63 230	43 800	58 975

**FIFTH PRODUCTION FORECAST OF SUMMER CROPS/
VYFDE PRODUKSIESKATTING VAN SOMERGEWASSE
24 JUNE/ JUNIE 2009**

Summer field crops – 2008/09 production season

Commercial maize: The size of the expected commercial maize crop has been set at 11,603 million tons, which is 89 450 tons higher than the previous forecast of 11,514 million tons. The main reason for this increase is the better than expected yields achieved during harvesting of the crop. The area estimate for maize is 2,428 mill. ha, while the expected yield is 4,78 t/ha.

The production forecast of white maize is 6,8 mill. tons, which is 64 250 tons more than the 6,735 mill. tons of the previous forecast. The area estimate for white maize is 1,489 mill. ha, while the expected yield is 4,57 t/ha. In the case of yellow maize the production forecast is 4,804 mill. tons, which is 25 200 tons more than the 4,779 mill. tons of the previous forecast. The area estimate for yellow maize is 938 500 ha and the expected yield is 5,12 t/ha.

The area estimates for maize are to a large extent based on the Producer Independent Crop Estimation System (PICES) as undertaken by the National Crop Statistics Consortium (NCSC), which is led by the ARC. The yields for the Free State, Mpumalanga and North West are also based on objective yield survey results obtained from the NCSC.

Sunflower seed: The production forecast for sunflower seed remained unchanged at 875 280 tons. Owing to wet conditions in certain areas, the harvesting process has been delayed and will the production forecast therefore be revisited in July 2009. The estimated area planted to sunflower seed is 635 800 ha and the yield is 1,38 t/ha.

Other crops: Taking the SAGIS producer deliveries into consideration, the **soya-beans** forecast has been set at 490 135 tons, which is 60 275 tons higher than the previous forecast of 429 860 tons. The area planted to soya-beans was also increased by 8 000 ha to 237 750 ha. The expected yield is 2,06 t/ha.

The expected **groundnut** crop remained unchanged at 96 060 tons. The area estimate is 54 550 ha and the expected yield is 1,76 t/ha.

The production forecast for **sorghum** remained unchanged at 261 900 tons. The area estimate for sorghum is 85 500 ha and the expected yield is 3,06 t/ha.

In the case of **dry beans** the production forecast remained unchanged at 63 230 tons. The area estimate is 43 800 ha and the expected yield is 1,44 t/ha.

Please note that the sixth production forecast for summer field crops for the 2008/09 production season and the preliminary area forecast for winter cereal crops for the 2009 production season, will be released on 28 July 2009.

Information is available on the internet at [http://www.doa.agric.za/links/crop estimates](http://www.doa.agric.za/links/crop_estimates) or <http://www.sagis.org.za>, as from **14:30** on the date of the relevant meeting of the Crop Estimates Committee.

Somergewasse – 2008/09 produksie-seisoen

Kommersiële mielies: Die grootte van die verwagte kommersiële mielie-oes is op 11,603 milj. ton gestel, wat 89 450 ton hoër is as die vorige skatting van 11,514 milj. ton. Die hoofrede vir hierdie toename is die hoër as verwagte opbrengste behaal tydens die stroop van die oes. Die skatting van die oppervlakte onder mielies is 2,428 milj. ha, terwyl die verwagte opbrengs 4,78 t/ha is.

Die produksieskatting van witmielies is 6,8 milj. ton, wat 64 250 ton meer is as die 6,735 milj. ton van die vorige skatting. Die oppervlakte onder witmielies is 1,489 milj. ha, terwyl die verwagte opbrengs 4,57 t/ha is. In die geval van geelmielies is die produksieskatting 4,804 milj. ton wat 25 200 ton meer is as die 4,779 milj. ton van die vorige skatting. Die oppervlak onder geelmielies is 938 500 ha en die verwagte opbrengs is 5,12 t/ha.

Die oppervlakeskattings vir mielies is hoofsaaklik gebaseer op die Produsente Onafhanklike Oesskattingstelsel ("PICES") soos deur die LNR-geleide Konsortium gerapporteer. Die opbrengste vir Vrystaat, Mpumalanga en Noordwes is ook gebaseer op die objektiewe opbrengs resultate verkry vanaf die LNR-geleide Konsortium se opname.

Sonneblomsaad: Die produksieskatting vir sonneblomsaad is onveranderd gelaat op 875 280 ton. A.g.v. nat weerstoestande in sekere gebiede, is die oesproses belemmer en sal die produksieskatting dus in Julie 2009 hersien word. Die geskatte oppervlakte beplant met sonneblomsaad is 635 800 ha en die verwagte opbrengs is 1,38 t/ha.

Ander gewasse: Inaggenome produsente-lewerings, soos gemonitor deur SAGIS, is die produksieskatting van sojabone op 490 135 ton gestel, wat 60 275 ton hoër is as die vorige skatting van 429 860 ton. Die geskatte oppervlakte beplant met sojabone is ook opwaarts aangepas met 8 000 ha na 237 750 ha. Die verwagte opbrengs is 2,06 t/ha.

Die verwagte **grondbone**-oes is onveranderd gelaat op 96 060 ton. Die oppervlakeskatting is 54 550 ha en die verwagte opbrengs is 1,76 t/ha.

Die produksieskatting van **sorghum** is onveranderd gelaat op 261 900 ton. Die oppervlakeskatting vir sorghum is 85 500 ha en die verwagte opbrengs is 3,06 t/ha.

In die geval van **droëbone** is die produksieskatting ook onveranderd gelaat op 63 230 ton. Die geskatte oppervlakte beplant is 43 800 ha en die verwagte opbrengs is 1,44 t/ha.

Neem asseblief kennis dat die sesde produksieskatting vir somergraangewasse vir die 2008/09 produksieseisoen en die voorlopige oppervlakeskatting vir wintergraangewasse vir die 2009 produksieseisoen, op 28 Julie 2009 vrygestel sal word.

Inligting is beskikbaar op die internet by [http://www.doa.agric.za/links/crop estimates](http://www.doa.agric.za/links/crop_estimates) of by <http://www.sagis.org.za>, vanaf **14:30** op die dag van die toepaslike vergadering van die Oesskattingskomitee.

SUBSISTENCE AGRICULTURE/BESTAANSLANDBOU:**MAIZE** - AREA PLANTED AND PRODUCTION ESTIMATE: 2008/09 SEASON**MIELIES** - OPPERVLAK EN PRODUKSIESKATTING: 2008/09-SEISOEN

CROP/GEWAS	Area planted/ Opp beplant 2008/09 Ha (A)	Estimate/ Skatting 2008/09 Tons (B)	Area planted/ Opp beplant 2007/08 Ha (C)	Final crop/ Finale oes 2007/07 Tons (D)	Change/ Verandering % (B) ÷ (D)
Subsistence agriculture/Bestaanslandbou:					
White maize/Witmielies	356 276	378 576	373 821	334 324	+13,24
Yellow maize/Geelmielies	112 407	138 057	124 159	129 745	+6,41
Maize/Mielies	468 683	516 633	497 980	464 069	+11,33

The area planted to maize in the subsistence agricultural sector is estimated at 468 683 ha, which represents a decrease of 5,9 % compared to the 497 980 ha of the previous season. Due to favourable production conditions, the expected maize crop for this sector is 516 633 tons, which is 11,3 % higher than the 464 069 tons of last season.

Die oppervlakte beplant met mielies in die bestaanslandbou-sektor word geskat op 468 683 ha, wat 'n afname van 5,9 % verteenwoordig in vergelyking met die 497 980 ha van die vorige seisoen. Weens gunstige produksie toestande, is die verwagte mielie-oes van dié sektor 516 633 ton, wat 11,3 % hoër is as die 464 069 ton van die vorige seisoen.

